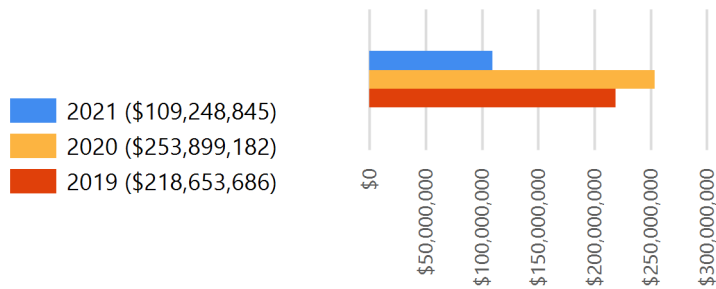




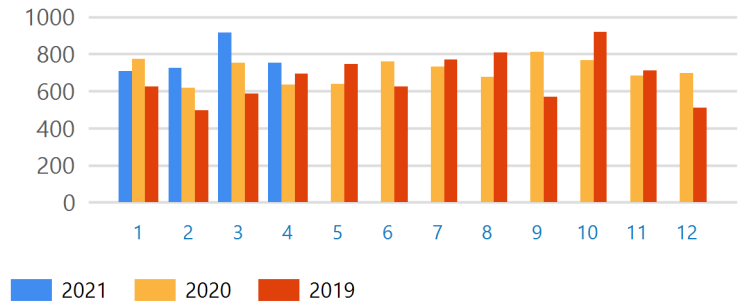
April 2021 Development Activity Report



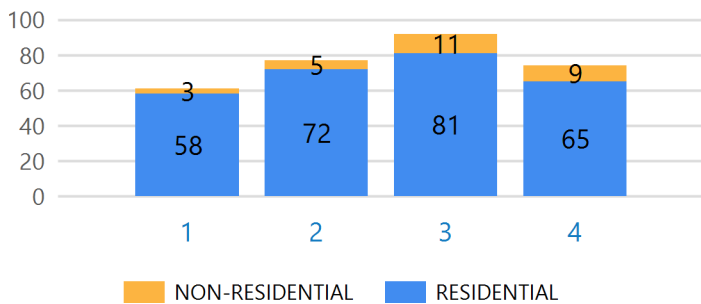
Project Valuations



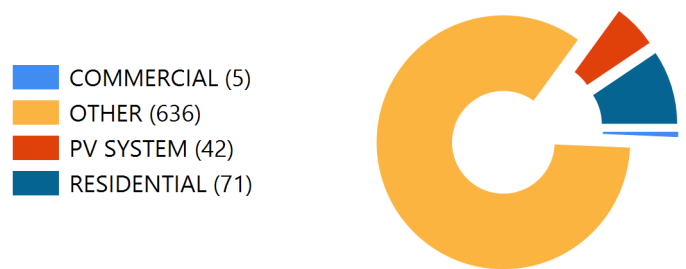
Monthly Permits Issued



April Certificate of Occupancies Issued



April Permits by Project Type



FAST FACTS

Description	April 2021	April 2020	Change	YTD 2021	2020 Totals
TOTAL PROJECT VALUATION	\$22,561,183	\$16,664,161	35.39%	\$109,248,845	\$253,899,182
TOTAL PERMITS ISSUED	754	635	18.74%	3103	8548
RESIDENTIAL NEW PROJECT VALUATIONS	\$18,524,282	\$14,374,904	28.87%	\$79,996,031	\$186,859,040
RESIDENTIAL NEW PERMITS ISSUED	71	55	29.09%	312	752

RESIDENTIAL NEW

71

BUSINESS REGISTRATION

261

PROJECT VALUATION

\$22,561,183

COMMERICAL NEW

1

COMMERICAL ALTERATION

4

COMMERICAL ADDITION

0

YTD Total	Permits Issued	Project Valuation	Building Fees	Public Safety Fees	Utility Fees	Park Fees
2021	3103	\$109,248,845	\$968,952	\$263,551	\$675,841	\$676,000
April	Permits Issued	Project Valuation	Building Fees	Public Safety Fees	Utility Fees	Park Fees
2021	754	\$22,561,183	\$225,786	\$57,414	\$168,931	\$143,000
2020	635	\$16,664,161	\$97,771	\$50,247	\$104,872	\$143,000
2019	695	\$17,488,654	\$85,947	\$46,336	\$109,642	\$130,000


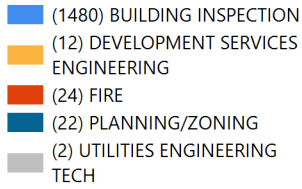
April Project Comparisons

RESIDENTIAL	April 2021	2021 Totals	2020 Totals
PERMITS ISSUED	71	312	752
PROJECT VALUATION	\$18,524,282	\$79,996,031	\$186,859,040
BUILDING FEES	\$36,090	\$159,521	\$374,731
UTILITY FEES	\$122,137	\$579,295	\$1,529,110
PUBLIC SAFETY IMPACT FEES	\$57,414	\$257,649	\$608,598
PARK FEES	\$143,000	\$673,400	\$1,586,800
COMMERCIAL	April 2021	2021 Totals	2020 Totals
PERMITS ISSUED	5	36	100
PROJECT VALUATION	\$627,775	\$16,336,334	\$40,221,191
BUILDING FEES	\$4,706	\$93,206	\$114,505
UTILITY FEES	\$324	\$50,076	\$221,662
PUBLIC SAFETY IMPACT FEES	\$0	\$3,291	\$86,171
PARK FEES	\$0	\$0	\$312,000
PV SYSTEM	April 2021	2021 Totals	2020 Totals
PERMITS ISSUED	42	185	41
PROJECT VALUATION	\$968,967	\$4,685,418	\$1,039,646
BUILDING FEES	\$10,920	\$48,280	\$11,198
UTILITY FEES	\$0	\$0	\$0
PUBLIC SAFETY IMPACT FEES	\$0	\$0	\$0
PARK FEES	\$0	\$0	\$0
OTHER	April 2021	2021 Totals	2020 Totals
PERMITS ISSUED	636	2570	7655
PROJECT VALUATION	\$2,440,159	\$8,231,062	\$25,779,305
BUILDING FEES	\$174,071	\$667,946	\$1,065,538
UTILITY FEES	\$46,470	\$46,470	\$23,208
PUBLIC SAFETY IMPACT FEES	\$0	\$2,611	\$4,572
PARK FEES	\$0	\$2,600	\$7,800

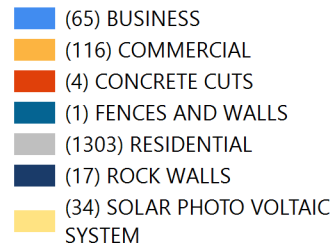
Details by Project Type	Permits Issued	Project Valuation	Building Fees	Other Fees
ACCESSORY BUILDING	11	\$180,939	\$1,973	\$0
COMMERCIAL ADDITION	0	\$0	\$0	\$0
COMMERCIAL ALTERATION	4	\$594,834	\$4,270	\$324
COMMERCIAL ELECTRICAL	15	\$0	\$3,926	\$0
COMMERCIAL FIRE ALARM	2	\$14,000	\$820	\$0
COMMERCIAL FIRE SPRINKLER	3	\$189,700	\$1,912	\$0
COMMERCIAL FIRE SPRINKLER TENANT IMPROVEMENT	0	\$0	\$0	\$0
COMMERCIAL MECHANICAL	5	\$0	\$1,340	\$0
COMMERCIAL NEW	1	\$32,941	\$436	\$0
COMMERCIAL NEW MULTI FAMILY	0	\$0	\$0	\$0
COMMERCIAL PLUMBING	4	\$0	\$1,490	\$0
COMMERCIAL RE-ROOF	3	\$487,123	\$3,426	\$0
COMMERCIAL SWIMMING POOL	0	\$0	\$0	\$0
CONCRETE/SLAB/DRIVEWAY/SIDEWALK/CURB	5	\$31,663	\$520	\$0
FENCE PERMIT	0	\$0	\$0	\$0
FENCES AND WALLS	3	\$26,122	\$1,251	\$0
FULL DEMOLITION	1	\$27,000	\$185	\$0
LATH STUCCO	0	\$0	\$0	\$0
MOBILE HOME INSTALLATION	7	\$0	\$595	\$0
NEW SUBDIVISION	1	\$0	\$76,669	\$0
PARTIAL DEMOLITION	1	\$5,000	\$60	\$0
PAVING	0	\$0	\$0	\$0
PRIVATE UTILITIES	0	\$0	\$0	\$0
RESIDENTIAL ADDITION	5	\$630,558	\$4,722	\$0
RESIDENTIAL ALTERATION	2	\$105,070	\$958	\$0
RESIDENTIAL ELECTRICAL	193	\$0	\$18,465	\$0
RESIDENTIAL MECHANICAL	89	\$0	\$10,405	\$0
RESIDENTIAL NEW	71	\$18,524,282	\$36,090	\$322,551
RESIDENTIAL PLUMBING	171	\$0	\$18,100	\$0
RESIDENTIAL RE-ROOF	22	\$219,994	\$2,984	\$0
RESIDENTIAL SWIMMING POOL	5	\$226,087	\$2,060	\$0
RIGHT OF WAY	8	\$0	\$80	\$0
ROCK WALL	53	\$213,496	\$18,726	\$0
SIGN - PERMANENT	10	\$0	\$430	\$0
SIGN - TEMPORARY	0	\$0	\$0	\$0
SITE IMPROVEMENT	2	\$0	\$1,603	\$46,470
SOLAR PHOTO VOLTAIC SYSTEM PERMIT	42	\$968,967	\$10,920	\$0
SPECIAL SYSTEMS (KITCHEN HOODS, PAINT SPRAY BOOTHS, ETC.)	1	\$12,000	\$90	\$0

Details by Project Type	Permits Issued	Project Valuation	Building Fees	Other Fees
UNDERGROUND SERVICE LINE FOR FIRE SUPPRESSION SYSTEM	0	\$0	\$0	\$0
VERTICAL STRUCTURES	0	\$0	\$0	\$0
WALLS AND FENCES ZONING REVIEW	0	\$0	\$0	\$0
WINDOW AND DOOR REPLACEMENT	13	\$51,407	\$1,040	\$0
WIRELESS COMMUNICATION STRUCTURES	1	\$20,000	\$240	\$0
April 2021 Totals	754	\$22,561,183	\$225,786	\$369,345

April Completed Inspections by Discipline



April Completed Inspections by Project Type



Completed Inspection Activity

	April 2021	April 2020	2021 YTD	2020 Totals
BUSINESS - BUSINESS REGISTRATION LICENSE	64	16	255	822
BUSINESS - NON PROFIT BUSINESS LICENSE APPLICATION	1	0	9	23
BUSINESS - TEMPORARY BUSINESS LICENSE APPLICATION	0	0	4	66
COMMERCIAL - COMMERCIAL ADDITION	1	7	7	46
COMMERCIAL - COMMERCIAL ALTERATION	22	15	58	165
COMMERCIAL - COMMERCIAL ELECTRICAL	42	58	158	571
COMMERCIAL - COMMERCIAL FIRE ALARM	0	3	0	11
COMMERCIAL - COMMERCIAL FIRE SPRINKLER	0	0	1	13
COMMERCIAL - COMMERCIAL FIRE SPRINKLER TENANT IMPROVEMENT	0	1	0	7
COMMERCIAL - COMMERCIAL MECHANICAL	9	37	61	173
COMMERCIAL - COMMERCIAL NEW	11	11	66	143
COMMERCIAL - COMMERCIAL NEW MULTI FAMILY	4	6	16	38
COMMERCIAL - COMMERCIAL PLUMBING	25	32	99	332
COMMERCIAL - COMMERCIAL RE-ROOF	0	0	0	5
COMMERCIAL - SPECIAL SYSTEMS (KITCHEN HOODS, PAINT SPRAY BOOTHS, ETC.)	0	0	3	10
COMMERCIAL - UNDERGROUND SERVICE LINE FOR FIRE SUPPRESSION SYSTEM	0	0	1	1
COMMERCIAL - WIRELESS COMMUNICATION STRUCTURES	2	1	5	10
CONCRETE CUTS - CONCRETE/SLAB/DRIVEWAY/SIDEWALK/CURB	4	1	12	51
DEMOLITION - FULL DEMOLITION	0	0	0	2
DEMOLITION - PARTIAL DEMOLITION	0	0	2	2
FENCES AND WALLS - FENCES AND WALLS	1	1	6	24
LATH STUCCO - LATH STUCCO	0	0	0	1
MOBILE HOME - MOBILE HOME INSTALLATION	0	0	3	3
PAVING - PAVING	0	0	3	3
PRIVATE UTILITIES - PRIVATE UTILITIES	0	1	0	1
RESIDENTIAL - ACCESSORY BUILDING	9	5	42	102

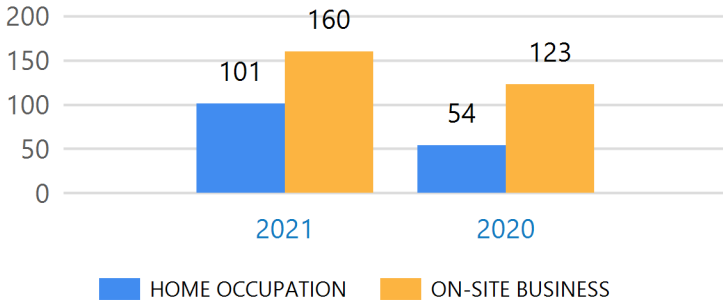
Completed Inspection Activity	April 2021	April 2020	2021 YTD	2020 Totals
RESIDENTIAL - RESIDENTIAL ADDITION	16	10	64	155
RESIDENTIAL - RESIDENTIAL ALTERATION	4	6	18	54
RESIDENTIAL - RESIDENTIAL ELECTRICAL	422	498	1,783	5,630
RESIDENTIAL - RESIDENTIAL MECHANICAL	151	120	613	1,705
RESIDENTIAL - RESIDENTIAL NEW	365	335	1,623	4,016
RESIDENTIAL - RESIDENTIAL PLUMBING	320	282	1,310	3,525
RESIDENTIAL - RESIDENTIAL RE-ROOF	4	1	19	40
RESIDENTIAL - RESIDENTIAL SWIMMING POOL	12	2	33	76
ROCK WALLS - ROCK WALL	17	25	107	130
SITE IMPROVEMENT - SITE IMPROVEMENT	0	1	0	10
SOLAR PHOTO VOLTAIC SYSTEM - SOLAR PHOTO VOLTAIC SYSTEM PERMIT	34	0	109	6
VERTICAL STRUCTURE - VERTICAL STRUCTURES	0	0	0	2
WINDOWDOOR - WINDOW AND DOOR REPLACEMENT	0	0	2	8
Totals	1,540	1,475	6,492	17,982

Active Business Licenses

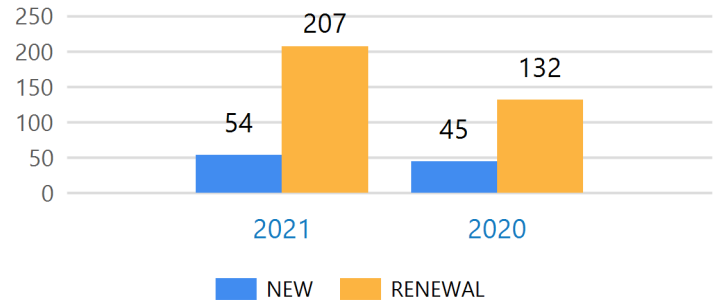
■ BUSINESS (4549)
■ LIQUOR (134)



April Business Registration Types



April Business Registrations



Business License Activity	April 2021		April 2020		2021 YTD	2020 Totals
	Count	Fees	Count	Fees	Count	Count
BUSINESS REGISTRATION LICENSE APPLICATION	54	\$1,205	45	\$2,155	224	1044
BUSINESS REGISTRATION LICENSE RENEWAL	207	\$2,670	132	\$4,955	930	2622
LIQUOR LICENSE APPLICATION	2	\$1,030	0	\$0	6	15
LIQUOR LICENSE RENEWAL	4	\$1,040	0	\$0	14	21
NON PROFIT BUSINESS LICENSE APPLICATION	0	\$0	1	\$0	3	10
SOLICITOR LICENSE APPLICATION	0	\$0	0	\$0	1	0
TEMPORARY BUSINESS LICENSE APPLICATION	0	\$0	1	\$50	2	41
Totals	267	\$5,945	179	\$7,160	1180	3753

Development Activity	April 2021		April 2020		2021 YTD	2020 Totals
	Count	Fees	Count	Fees	Count	Count
DESIGN REVIEW	0	\$0	0	\$0	0	6
INFILL DEVELOPMENT	0	\$0	2	\$377	0	6
PUD CONCEPT PLAN	0	\$0	0	\$0	1	1
PUD FINAL SITE PLAN	0	\$0	0	\$0	0	4
SPECIAL USE	0	\$0	0	\$0	0	3
SUBDIVISION	5	\$650	11	\$3,798	23	58
TRAFFIC IMPACT ANALYSIS	2	\$0	8	\$0	15	34
ZONE CHANGE REQUEST	0	\$0	2	\$1,405	3	14
Totals	7	\$650	23	\$5,581	42	126