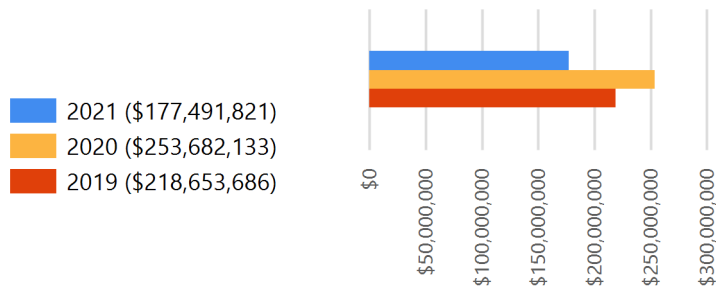




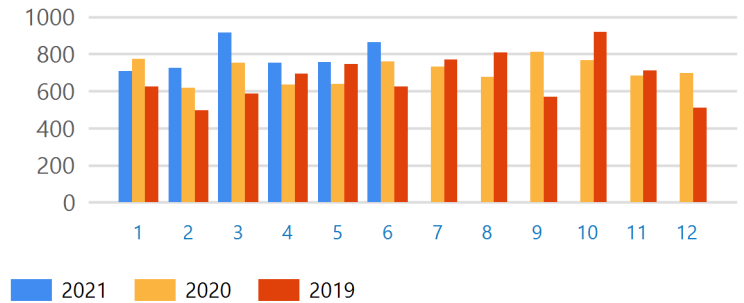
June 2021 Development Activity Report



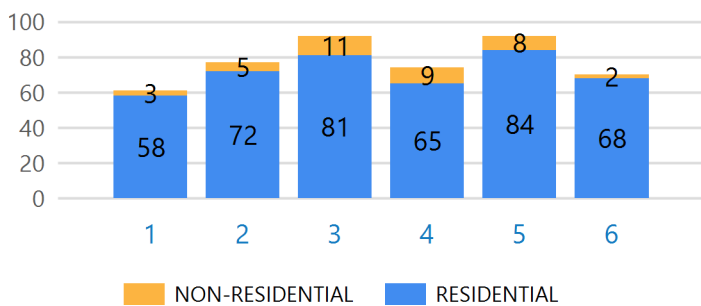
Project Valuations




Monthly Permits Issued



2021 Certificate of Occupancies Issued



June Permits by Project Type



FAST FACTS

Description	June 2021	June 2020	Change	YTD 2021	2020 Totals
TOTAL PROJECT VALUATION	\$40,107,031	\$34,234,552	17.15%	\$177,491,821	\$253,682,133
TOTAL PERMITS ISSUED	864	761	13.53%	4723	8547
RESIDENTIAL NEW PROJECT VALUATIONS	\$31,117,999	\$19,748,414	57.57%	\$134,357,164	\$186,641,991
RESIDENTIAL NEW PERMITS ISSUED	125	83	50.60%	528	751

RESIDENTIAL NEW

125

BUSINESS REGISTRATION

272

PROJECT VALUATION

\$40,107,031

COMMERCIAL NEW

3

COMMERCIAL ALTERATION

10

COMMERCIAL ADDITION

0

YTD Total	Permits Issued	Project Valuation	Building Fees	Public Safety Fees	Utility Fees	Park Fees
2021	4723	\$177,491,821	\$1,381,758	\$438,027	\$1,168,326	\$1,164,800
June	Permits Issued	Project Valuation	Building Fees	Public Safety Fees	Utility Fees	Park Fees
2021	864	\$40,107,031	\$194,668	\$98,859	\$308,772	\$293,800
2020	761	\$34,234,552	\$147,597	\$85,232	\$238,554	\$195,000
2019	624	\$24,102,008	\$162,050	\$56,984	\$182,029	\$140,400


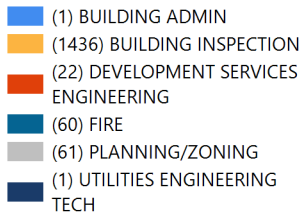
June Project Comparisons

RESIDENTIAL	June 2021	2021 Totals	2020 Totals
PERMITS ISSUED	125	528	751
PROJECT VALUATION	\$31,117,999	\$134,357,164	\$186,641,991
BUILDING FEES	\$58,836	\$265,563	\$380,416
UTILITY FEES	\$263,937	\$1,018,599	\$1,527,676
PUBLIC SAFETY IMPACT FEES	\$98,024	\$431,290	\$610,268
PARK FEES	\$278,200	\$1,146,600	\$1,589,400
COMMERCIAL	June 2021	2021 Totals	2020 Totals
PERMITS ISSUED	13	54	100
PROJECT VALUATION	\$6,168,767	\$23,317,144	\$40,221,191
BUILDING FEES	\$36,825	\$136,403	\$115,053
UTILITY FEES	\$44,835	\$103,257	\$220,806
PUBLIC SAFETY IMPACT FEES	\$0	\$3,291	\$86,171
PARK FEES	\$15,600	\$15,600	\$312,000
PV SYSTEM	June 2021	2021 Totals	2020 Totals
PERMITS ISSUED	58	288	41
PROJECT VALUATION	\$1,537,834	\$7,446,314	\$1,039,646
BUILDING FEES	\$15,754	\$77,059	\$11,198
UTILITY FEES	\$0	\$0	\$0
PUBLIC SAFETY IMPACT FEES	\$0	\$0	\$0
PARK FEES	\$0	\$0	\$0
OTHER	June 2021	2021 Totals	2020 Totals
PERMITS ISSUED	668	3853	7655
PROJECT VALUATION	\$1,282,431	\$12,371,199	\$25,779,305
BUILDING FEES	\$83,252	\$902,733	\$1,066,120
UTILITY FEES	\$0	\$46,470	\$23,208
PUBLIC SAFETY IMPACT FEES	\$835	\$3,446	\$4,572
PARK FEES	\$0	\$2,600	\$7,800


Details by Project Type	Permits Issued	Project Valuation	Building Fees	Other Fees
ACCESSORY BUILDING	8	\$113,000	\$1,472	\$0
COMMERCIAL ADDITION	0	\$0	\$0	\$0
COMMERCIAL ALTERATION	10	\$4,463,893	\$23,950	\$4,125
COMMERCIAL ELECTRICAL	19	\$0	\$3,585	\$0
COMMERCIAL FIRE ALARM	0	\$0	\$0	\$0
COMMERCIAL FIRE SPRINKLER	1	\$52,000	\$690	\$0
COMMERCIAL FIRE SPRINKLER TENANT IMPROVEMENT	1	\$58,800	\$690	\$0
COMMERCIAL MECHANICAL	5	\$0	\$1,580	\$0
COMMERCIAL NEW	2	\$1,407,188	\$8,740	\$29,003
COMMERCIAL NEW MULTI FAMILY	1	\$297,686	\$4,135	\$27,307
COMMERCIAL PLUMBING	14	\$0	\$1,475	\$0
COMMERCIAL RE-ROOF	3	\$131,931	\$1,109	\$0
COMMERCIAL SWIMMING POOL	0	\$0	\$0	\$0
CONCRETE/SLAB/DRIVEWAY/SIDEWALK/CURB	4	\$8,550	\$270	\$0
FENCE PERMIT	0	\$0	\$0	\$0
FENCES AND WALLS	8	\$22,236	\$1,182	\$0
FULL DEMOLITION	2	\$8,000	\$775	\$0
LATH STUCCO	0	\$0	\$0	\$0
MOBILE HOME INSTALLATION	4	\$0	\$340	\$835
NEW SUBDIVISION	0	\$0	\$0	\$0
PARTIAL DEMOLITION	2	\$30,542	\$120	\$0
PAVING	1	\$55,002	\$525	\$0
PRIVATE UTILITIES	0	\$0	\$0	\$0
RESIDENTIAL ADDITION	6	\$258,204	\$2,332	\$0
RESIDENTIAL ALTERATION	2	\$22,200	\$2,330	\$0
RESIDENTIAL ELECTRICAL	229	\$0	\$20,205	\$0
RESIDENTIAL MECHANICAL	102	\$0	\$12,260	\$0
RESIDENTIAL NEW	125	\$31,117,999	\$58,836	\$640,161
RESIDENTIAL PLUMBING	195	\$0	\$24,105	\$0
RESIDENTIAL RE-ROOF	20	\$217,877	\$2,908	\$0
RESIDENTIAL SWIMMING POOL	3	\$148,325	\$1,391	\$0
RIGHT OF WAY	13	\$23,663	\$1,443	\$0
ROCK WALL	1	\$44	\$40	\$0
SIGN - PERMANENT	11	\$0	\$545	\$0
SIGN - TEMPORARY	0	\$0	\$0	\$0
SITE IMPROVEMENT	0	\$0	\$0	\$0
SOLAR PHOTO VOLTAIC SYSTEM PERMIT	58	\$1,537,834	\$15,754	\$0
SPECIAL SYSTEMS (KITCHEN HOODS, PAINT SPRAY BOOTHS, ETC.)	3	\$10,800	\$270	\$0

Details by Project Type	Permits Issued	Project Valuation	Building Fees	Other Fees
UNDERGROUND SERVICE LINE FOR FIRE SUPPRESSION SYSTEM	0	\$0	\$0	\$0
VERTICAL STRUCTURES	0	\$0	\$0	\$0
WALLS AND FENCES ZONING REVIEW	0	\$0	\$0	\$0
WINDOW AND DOOR REPLACEMENT	8	\$51,257	\$800	\$0
WIRELESS COMMUNICATION STRUCTURES	3	\$70,000	\$810	\$0
June 2021 Totals	864	\$40,107,031	\$194,668	\$701,431

June Completed Inspections by Discipline



June Completed Inspections by Project Type



Completed Inspection Activity

	June 2021	June 2020	2021 YTD	2020 Totals
BUSINESS - BUSINESS REGISTRATION LICENSE	79	95	399	822
BUSINESS - NON PROFIT BUSINESS LICENSE APPLICATION	4	3	15	23
BUSINESS - TEMPORARY BUSINESS LICENSE APPLICATION	64	28	69	66
COMMERCIAL - COMMERCIAL ADDITION	2	3	11	46
COMMERCIAL - COMMERCIAL ALTERATION	12	9	91	165
COMMERCIAL - COMMERCIAL ELECTRICAL	33	42	226	571
COMMERCIAL - COMMERCIAL FIRE ALARM	0	1	2	11
COMMERCIAL - COMMERCIAL FIRE SPRINKLER	0	1	2	13
COMMERCIAL - COMMERCIAL FIRE SPRINKLER TENANT IMPROVEMENT	0	0	0	7
COMMERCIAL - COMMERCIAL MECHANICAL	5	10	72	173
COMMERCIAL - COMMERCIAL NEW	12	15	93	143
COMMERCIAL - COMMERCIAL NEW MULTI FAMILY	1	4	17	38
COMMERCIAL - COMMERCIAL PLUMBING	23	16	142	332
COMMERCIAL - COMMERCIAL RE-ROOF	0	0	0	5
COMMERCIAL - SPECIAL SYSTEMS (KITCHEN HOODS, PAINT SPRAY BOOTHS, ETC.)	0	0	3	10
COMMERCIAL - UNDERGROUND SERVICE LINE FOR FIRE SUPPRESSION SYSTEM	0	0	4	1
COMMERCIAL - WIRELESS COMMUNICATION STRUCTURES	0	1	7	10
CONCRETE CUTS - CONCRETE/SLAB/DRIVEWAY/SIDEWALK/CURB	0	2	18	51
DEMOLITION - FULL DEMOLITION	1	0	3	2
DEMOLITION - PARTIAL DEMOLITION	1	0	6	2
FENCES AND WALLS - FENCES AND WALLS	3	1	13	24
LATH STUCCO - LATH STUCCO	0	0	0	1
MOBILE HOME - MOBILE HOME INSTALLATION	0	0	5	3
PAVING - PAVING	0	0	3	3
PRIVATE UTILITIES - PRIVATE UTILITIES	0	0	0	1
RESIDENTIAL - ACCESSORY BUILDING	8	13	66	102

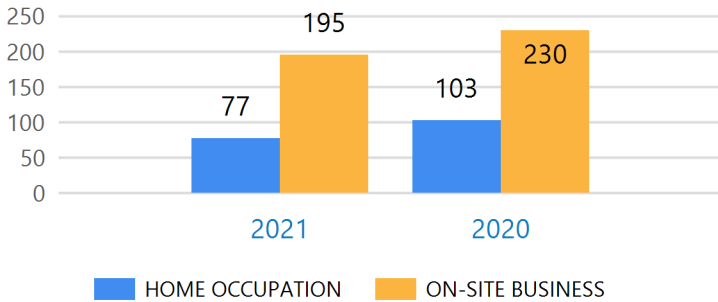
Completed Inspection Activity	June 2021	June 2020	2021 YTD	2020 Totals
RESIDENTIAL - RESIDENTIAL ADDITION	10	24	87	155
RESIDENTIAL - RESIDENTIAL ALTERATION	5	3	31	54
RESIDENTIAL - RESIDENTIAL ELECTRICAL	436	502	2,627	5,630
RESIDENTIAL - RESIDENTIAL MECHANICAL	157	138	887	1,687
RESIDENTIAL - RESIDENTIAL NEW	334	321	2,345	4,016
RESIDENTIAL - RESIDENTIAL PLUMBING	314	301	1,942	3,520
RESIDENTIAL - RESIDENTIAL RE-ROOF	6	2	28	40
RESIDENTIAL - RESIDENTIAL SWIMMING POOL	11	6	57	76
ROCK WALLS - ROCK WALL	21	18	148	130
SITE IMPROVEMENT - SITE IMPROVEMENT	0	1	0	10
SOLAR PHOTO VOLTAIC SYSTEM - SOLAR PHOTO VOLTAIC SYSTEM PERMIT	39	0	183	6
VERTICAL STRUCTURE - VERTICAL STRUCTURES	0	0	0	2
WINDOWDOOR - WINDOW AND DOOR REPLACEMENT	0	1	2	8
Totals	1,581	1,561	9,604	17,959

Active Business Licenses

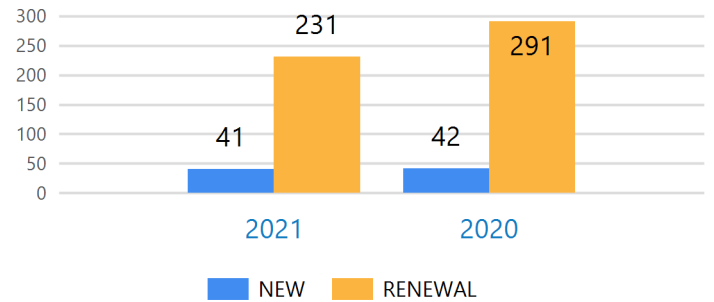
■ BUSINESS (4511)
■ LIQUOR (140)



June Business Registration Types



June Business Registrations



Business License Activity	Count	June 2021		June 2020		2021 YTD	2020 Totals
		Count	Fees	Count	Fees	Count	Count
BUSINESS REGISTRATION LICENSE APPLICATION	41		\$340	42		253	461
BUSINESS REGISTRATION LICENSE RENEWAL	231		\$2,965	291		1418	3191
LIQUOR LICENSE APPLICATION	1		\$1,370	4		2	10
LIQUOR LICENSE RENEWAL	25		\$7,870	4		54	27
NON PROFIT BUSINESS LICENSE APPLICATION	2		\$0	1		6	8
NON PROFIT BUSINESS LICENSE RENEWAL	0		\$0	0		1	2
SOLICITOR LICENSE APPLICATION	0		\$0	0		1	0
TEMPORARY BUSINESS LICENSE APPLICATION	27		\$1,225	26		29	41
Totals	327		\$13,770	368		1764	3740

Development Activity	June 2021		June 2020		2021 YTD	2020 Totals
	Count	Fees	Count	Fees	Count	Count
DESIGN REVIEW	0	\$0	1	\$0	0	6
INFILL DEVELOPMENT	0	\$0	0	\$0	2	6
PUD CONCEPT PLAN	0	\$0	0	\$0	1	1
PUD FINAL SITE PLAN	0	\$0	1	\$300	1	4
SPECIAL USE	1	\$600	0	\$0	1	3
SUBDIVISION	6	\$1,050	4	\$600	32	58
TRAFFIC IMPACT ANALYSIS	0	\$0	0	\$0	17	34
VARIANCE	0	\$0	0	\$0	1	0
ZONE CHANGE REQUEST	0	\$0	0	\$0	4	14
Totals	7	\$1,650	6	\$900	59	126