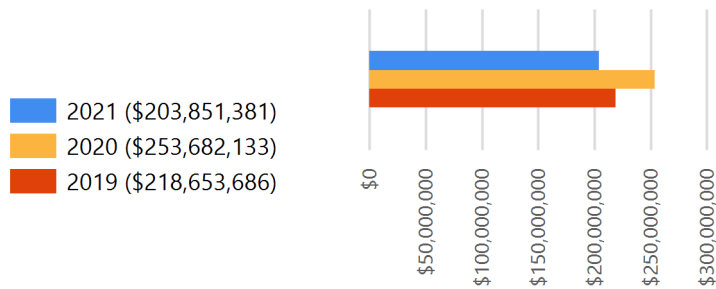




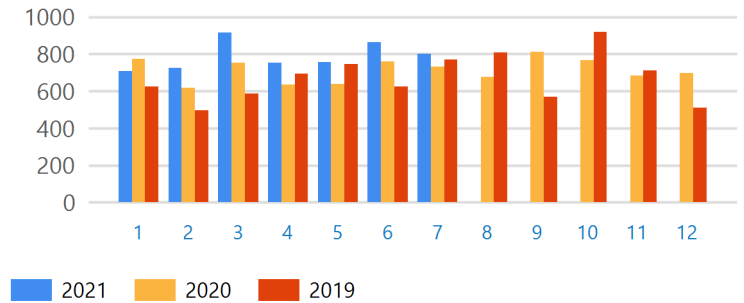
July 2021 Development Activity Report



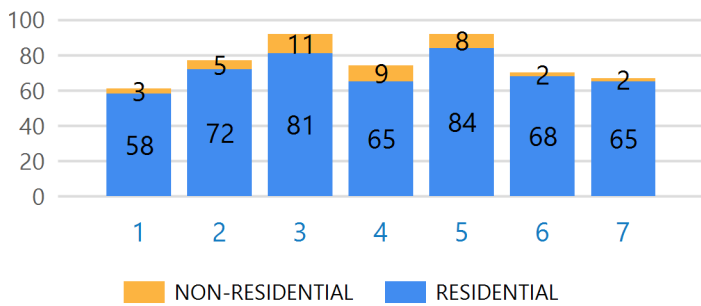
Project Valuations



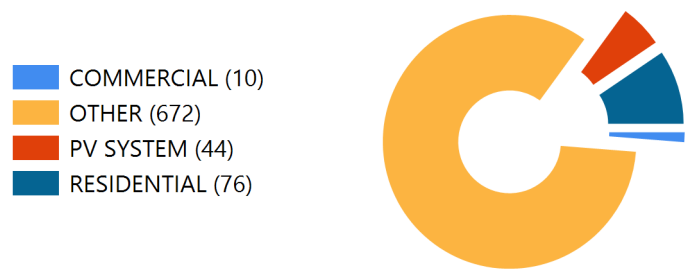
Monthly Permits Issued



2021 Certificate of Occupancies Issued



July Permits by Project Type



FAST FACTS

Description	July 2021	July 2020	Change	YTD 2021	2020 Totals
TOTAL PROJECT VALUATION	\$26,359,560	\$24,546,421	7.39%	\$203,851,381	\$253,682,133
TOTAL PERMITS ISSUED	802	732	9.56%	5525	8547
RESIDENTIAL NEW PROJECT VALUATIONS	\$20,964,726	\$15,533,475	34.96%	\$155,321,890	\$186,641,991
RESIDENTIAL NEW PERMITS ISSUED	76	57	33.33%	604	751

RESIDENTIAL NEW

76

BUSINESS REGISTRATION

282

PROJECT VALUATION

\$26,359,560

COMMERCIAL NEW

5

COMMERCIAL ALTERATION

5

COMMERCIAL ADDITION

0

YTD Total	Permits Issued	Project Valuation	Building Fees	Public Safety Fees	Utility Fees	Park Fees
2021	5525	\$203,851,381	\$1,587,176	\$507,813	\$1,381,279	\$1,326,000
July	Permits Issued	Project Valuation	Building Fees	Public Safety Fees	Utility Fees	Park Fees
2021	802	\$26,359,560	\$201,085	\$61,295	\$209,351	\$150,800
2020	732	\$24,546,421	\$151,582	\$49,189	\$117,268	\$189,800
2019	769	\$28,856,678	\$131,854	\$105,086	\$143,711	\$262,600


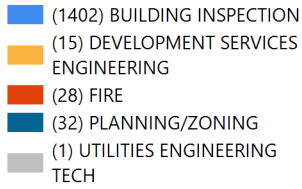
July Project Comparisons

RESIDENTIAL	July 2021	2021 Totals	2020 Totals
PERMITS ISSUED	76	604	751
PROJECT VALUATION	\$20,964,726	\$155,321,890	\$186,641,991
BUILDING FEES	\$38,420	\$306,808	\$380,916
UTILITY FEES	\$164,285	\$1,176,808	\$1,533,234
PUBLIC SAFETY IMPACT FEES	\$61,295	\$497,020	\$608,546
PARK FEES	\$150,800	\$1,307,800	\$1,584,200
COMMERCIAL	July 2021	2021 Totals	2020 Totals
PERMITS ISSUED	10	64	100
PROJECT VALUATION	\$2,210,221	\$25,527,365	\$40,221,191
BUILDING FEES	\$12,337	\$149,355	\$115,173
UTILITY FEES	\$16,759	\$129,694	\$230,086
PUBLIC SAFETY IMPACT FEES	\$0	\$7,347	\$86,171
PARK FEES	\$0	\$15,600	\$312,000
PV SYSTEM	July 2021	2021 Totals	2020 Totals
PERMITS ISSUED	44	332	41
PROJECT VALUATION	\$1,330,075	\$8,776,389	\$1,039,646
BUILDING FEES	\$12,300	\$89,359	\$11,198
UTILITY FEES	\$0	\$0	\$0
PUBLIC SAFETY IMPACT FEES	\$0	\$0	\$0
PARK FEES	\$0	\$0	\$0
OTHER	July 2021	2021 Totals	2020 Totals
PERMITS ISSUED	672	4525	7655
PROJECT VALUATION	\$1,854,538	\$14,225,737	\$25,779,305
BUILDING FEES	\$138,027	\$1,041,654	\$1,066,210
UTILITY FEES	\$28,307	\$74,777	\$23,208
PUBLIC SAFETY IMPACT FEES	\$0	\$3,446	\$4,572
PARK FEES	\$0	\$2,600	\$7,800



Details by Project Type	Permits Issued	Project Valuation	Building Fees	Other Fees
ACCESSORY BUILDING	6	\$24,934	\$490	\$0
COMMERCIAL ADDITION	0	\$0	\$0	\$0
COMMERCIAL ALTERATION	5	\$357,284	\$3,539	\$305
COMMERCIAL ELECTRICAL	19	\$0	\$3,958	\$0
COMMERCIAL FIRE ALARM	2	\$15,840	\$340	\$0
COMMERCIAL FIRE SPRINKLER	1	\$48,600	\$690	\$0
COMMERCIAL FIRE SPRINKLER TENANT IMPROVEMENT	2	\$16,854	\$180	\$0
COMMERCIAL MECHANICAL	9	\$0	\$1,905	\$0
COMMERCIAL NEW	5	\$1,852,937	\$8,798	\$16,454
COMMERCIAL NEW MULTI FAMILY	0	\$0	\$0	\$0
COMMERCIAL PLUMBING	26	\$0	\$3,090	\$0
COMMERCIAL RE-ROOF	6	\$344,044	\$3,021	\$0
COMMERCIAL SWIMMING POOL	0	\$0	\$0	\$0
CONCRETE/SLAB/DRIVEWAY/SIDEWALK/CURB	8	\$120,290	\$1,510	\$0
FENCE PERMIT	0	\$0	\$0	\$0
FENCES AND WALLS	37	\$115,512	\$7,748	\$0
FULL DEMOLITION	0	\$0	\$0	\$0
LATH STUCCO	0	\$0	\$0	\$0
MOBILE HOME INSTALLATION	3	\$0	\$255	\$0
NEW SUBDIVISION	2	\$0	\$53,441	\$0
PARTIAL DEMOLITION	1	\$120,000	\$60	\$0
PAVING	0	\$0	\$0	\$0
PRIVATE UTILITIES	0	\$0	\$0	\$0
RESIDENTIAL ADDITION	2	\$88,691	\$904	\$0
RESIDENTIAL ALTERATION	2	\$27,696	\$540	\$0
RESIDENTIAL ELECTRICAL	192	\$0	\$17,500	\$0
RESIDENTIAL MECHANICAL	111	\$0	\$13,865	\$0
RESIDENTIAL NEW	76	\$20,964,726	\$38,420	\$376,380
RESIDENTIAL PLUMBING	161	\$0	\$17,400	\$0
RESIDENTIAL RE-ROOF	45	\$453,271	\$6,180	\$0
RESIDENTIAL SWIMMING POOL	4	\$199,672	\$1,883	\$0
RIGHT OF WAY	6	\$2,000	\$230	\$0
ROCK WALL	2	\$10,760	\$558	\$0
SIGN - PERMANENT	9	\$0	\$500	\$0
SIGN - TEMPORARY	0	\$0	\$0	\$0
SITE IMPROVEMENT	2	\$150,000	\$110	\$28,307
SOLAR PHOTO VOLTAIC SYSTEM PERMIT	44	\$1,330,075	\$12,300	\$0
SPECIAL SYSTEMS (KITCHEN HOODS, PAINT SPRAY BOOTHS, ETC.)	0	\$0	\$0	\$0

Details by Project Type	Permits Issued	Project Valuation	Building Fees	Other Fees
UNDERGROUND SERVICE LINE FOR FIRE SUPPRESSION SYSTEM	0	\$0	\$0	\$0
VERTICAL STRUCTURES	0	\$0	\$0	\$0
WALLS AND FENCES ZONING REVIEW	0	\$0	\$0	\$0
WINDOW AND DOOR REPLACEMENT	12	\$56,374	\$1,020	\$0
WIRELESS COMMUNICATION STRUCTURES	2	\$60,000	\$650	\$0
July 2021 Totals	802	\$26,359,560	\$201,085	\$421,446

July Completed Inspections by Discipline



July Completed Inspections by Project Type



Completed Inspection Activity

	July 2021	July 2020	2021 YTD	2020 Totals
BUSINESS - BUSINESS REGISTRATION LICENSE	82	62	481	822
BUSINESS - NON PROFIT BUSINESS LICENSE APPLICATION	0	0	15	23
BUSINESS - TEMPORARY BUSINESS LICENSE APPLICATION	1	3	70	66
COMMERCIAL - COMMERCIAL ADDITION	3	0	14	46
COMMERCIAL - COMMERCIAL ALTERATION	15	16	107	165
COMMERCIAL - COMMERCIAL ELECTRICAL	37	46	265	571
COMMERCIAL - COMMERCIAL FIRE ALARM	0	2	2	11
COMMERCIAL - COMMERCIAL FIRE SPRINKLER	0	2	2	13
COMMERCIAL - COMMERCIAL FIRE SPRINKLER TENANT IMPROVEMENT	0	1	0	7
COMMERCIAL - COMMERCIAL MECHANICAL	12	9	84	173
COMMERCIAL - COMMERCIAL NEW	8	11	101	143
COMMERCIAL - COMMERCIAL NEW MULTI FAMILY	3	2	20	38
COMMERCIAL - COMMERCIAL PLUMBING	16	29	158	332
COMMERCIAL - COMMERCIAL RE-ROOF	0	0	0	5
COMMERCIAL - SPECIAL SYSTEMS (KITCHEN HOODS, PAINT SPRAY BOOTHS, ETC.)	1	2	5	10
COMMERCIAL - UNDERGROUND SERVICE LINE FOR FIRE SUPPRESSION SYSTEM	0	0	4	1
COMMERCIAL - WIRELESS COMMUNICATION STRUCTURES	2	1	9	10
CONCRETE CUTS - CONCRETE/SLAB/DRIVEWAY/SIDEWALK/CURB	4	6	22	51
DEMOLITION - FULL DEMOLITION	0	0	3	2
DEMOLITION - PARTIAL DEMOLITION	0	0	6	2
FENCES AND WALLS - FENCES AND WALLS	10	2	24	24
LATH STUCCO - LATH STUCCO	0	0	0	1
MOBILE HOME - MOBILE HOME INSTALLATION	0	0	5	3
PAVING - PAVING	0	0	3	3
PRIVATE UTILITIES - PRIVATE UTILITIES	0	0	0	1
RESIDENTIAL - ACCESSORY BUILDING	10	10	76	102

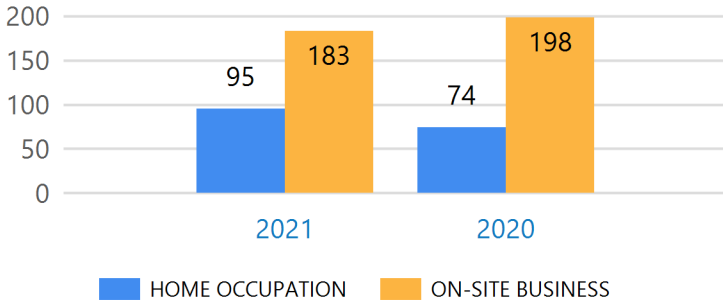
Completed Inspection Activity	July 2021	July 2020	2021 YTD	2020 Totals
RESIDENTIAL - RESIDENTIAL ADDITION	8	10	95	155
RESIDENTIAL - RESIDENTIAL ALTERATION	7	9	38	54
RESIDENTIAL - RESIDENTIAL ELECTRICAL	411	458	3,050	5,630
RESIDENTIAL - RESIDENTIAL MECHANICAL	140	158	1,032	1,687
RESIDENTIAL - RESIDENTIAL NEW	336	345	2,700	4,016
RESIDENTIAL - RESIDENTIAL PLUMBING	305	309	2,247	3,520
RESIDENTIAL - RESIDENTIAL RE-ROOF	0	3	30	40
RESIDENTIAL - RESIDENTIAL SWIMMING POOL	8	10	65	76
ROCK WALLS - ROCK WALL	9	10	157	130
SITE IMPROVEMENT - SITE IMPROVEMENT	0	1	0	10
SOLAR PHOTO VOLTAIC SYSTEM - SOLAR PHOTO VOLTAIC SYSTEM PERMIT	50	0	239	6
VERTICAL STRUCTURE - VERTICAL STRUCTURES	0	0	0	2
WINDOWDOOR - WINDOW AND DOOR REPLACEMENT	0	1	2	8
Totals	1,478	1,518	11,131	17,959

Active Business Licenses

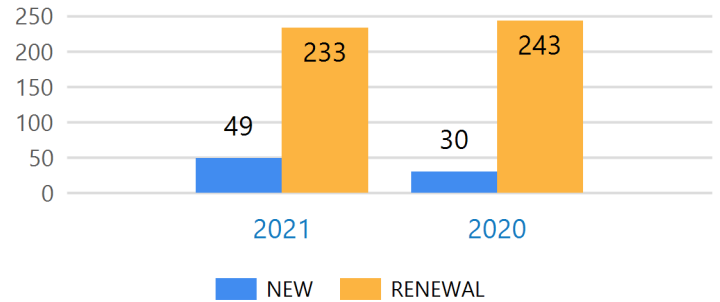
■ BUSINESS (4534)
■ LIQUOR (141)



July Business Registration Types



July Business Registrations



Business License Activity	July 2021		July 2020		2021 YTD	2020 Totals
	Count	Fees	Count	Fees	Count	Count
BUSINESS REGISTRATION LICENSE APPLICATION	49	\$505	30	\$1,095	301	460
BUSINESS REGISTRATION LICENSE RENEWAL	233	\$4,470	243	\$9,745	1649	3186
LIQUOR LICENSE APPLICATION	0	\$0	0	\$0	2	10
LIQUOR LICENSE RENEWAL	22	\$5,540	5	\$1,250	76	27
NON PROFIT BUSINESS LICENSE APPLICATION	0	\$0	0	\$0	6	8
NON PROFIT BUSINESS LICENSE RENEWAL	0	\$0	0	\$0	1	2
SOLICITOR LICENSE APPLICATION	0	\$0	0	\$0	1	0
TEMPORARY BUSINESS LICENSE APPLICATION	6	\$150	6	\$160	35	41
Totals	310	\$10,665	284	\$12,250	2071	3734

Development Activity	July 2021		July 2020		2021 YTD	2020 Totals
	Count	Fees	Count	Fees	Count	Count
DESIGN REVIEW	0	\$0	1	\$0	1	5
INFILL DEVELOPMENT	1	\$0	0	\$0	3	7
PUD CONCEPT PLAN	0	\$0	0	\$0	1	2
PUD FINAL SITE PLAN	0	\$0	1	\$380	1	4
SPECIAL USE	0	\$0	0	\$0	1	3
SUBDIVISION	6	\$970	2	\$300	38	58
TRAFFIC IMPACT ANALYSIS	3	\$0	2	\$0	21	34
VARIANCE	1	\$75	0	\$0	2	0
ZONE CHANGE REQUEST	0	\$0	1	\$836	4	14
Totals	11	\$1,045	7	\$1,516	72	127